

Pre – requisites:

1. The candidate applying in DOST must have his/her Aadhaar linked with mobile number. The candidates who's Aadhaar is not linked with mobile number shall visit the Aadhaar updation centre / Post Office / Mee-seeva Centre to link Aadhaar with mobile number. (OR)
2. The candidates who's Aadhaar is not linked with mobile number shall visit the nearest HLC and provide bio-metrics and mobile number (only one mobile number for each DOST ID) to get DOST ID generated and subsequently proceed to payment and submit application in DOST.

Note: The mobile number provided must be active throughout the completion of DOST admission process.

USER GUIDE TO FILL THE ONLINE APPLICATION FORM FOR DOST

URL: <http://dost.cgg.gov.in>

DOST - Home page



Click on Candidate Pre-Registration



Select Qualifying Board (Intermediate/Equivalent) from the drop down.

Enter the Hall Ticket Number.

Select the Date of Birth in (DD/MM/YYYY) format.

Home About Us Contact Us Official Login A+ A A- A A

Candidate Pre Registration

All fields are mandatory

Qualifying Board (Intermediate / Equivalent)

Hall Ticket Number

Date of Birth (DD/MM/YYYY)

Aadhaar

Mobile Number (Seeded with Aadhaar)

Student Name

Gender

Father Name

Declaration I agree to use my aadhaar number for authentication

Click for Aadhaar Authentication

Student Name, Gender and Father Name will be displayed.

Enter Aadhaar number.

Enter Mobile number (seeded with Aadhaar)

Mark the check box against Declaration.

Click the button Click for Aadhaar Authentication.

Enter the OTP received on the mobile.

Home About Us Contact Us Official Login

OTP(One time password)

OTP

Validate OTP

Note:
 > Please enter OTP sent to registered mobileno.

DOST ID will be generated and success message will be displayed as shown below

Home About Us Contact Us Official Login A+ A A- A A

Candidate pre Registration Status

Success Alert:Registration completed successfully. DOST ID: [redacted]

Proceed for Payment Payment Later

Note:
 > SMS sent to registered mobileno along with DOST id
 > Please pay the application fee to complete DOST 2018-19 registration




Click on “Proceed for Payment” to pay DOST registration fee

Note: If you choose “Payment Later”, you need to click on Application Fee Payment tab on the DOST home page.

After clicking on “Proceed for Payment” a fee payment webpage will be displayed as shown in the screen below and you will be charged a DOST registration fee of Rs 200/-.

On clicking Proceed for payment button the control will lead you to the PAYMENT GATEWAY along with Student Payment Details.

Note:- Please use your own Account/Card for Payment as REFUNDS if any, would be done to that same Account/Card.

Student Payment Details		Choose Payment Gateway	
Dost ID.	TI1859253305	<input type="radio"/>  No Transaction Charges. For more information CLICK HERE	
Hall Ticket Number :	1859253305	<input type="radio"/>  For more information CLICK HERE	
Student Name:	KATHA SHIVA SAI	<input checked="" type="radio"/>  For more information CLICK HERE	
Date of Birth:	29/01/2000	Proceed to Payment	
Mobile Number:	9848632291		
Application Fees(Rs):	200		

Registration fee can be paid through T-Wallet, Credit Card or Debit Card or Internet Banking etc. Select the relevant option and click in “Proceed to Payment.”

(NOTE: During the Payment process, DO NOT double clicks on buttons or click on Back / Refresh buttons or DO NOT close the browser abruptly, instead maintain patience as prompted on the screen).

The confirmation of successful payment of Registration Fee is shown with the “Transaction is successful” item in the below web page Payment Status along with “Transaction Id”. (Note: Preserve both the ID’s for future correspondence).

Application Fee Payment

Your transaction is completed successfully with transaction id : TX201800910486

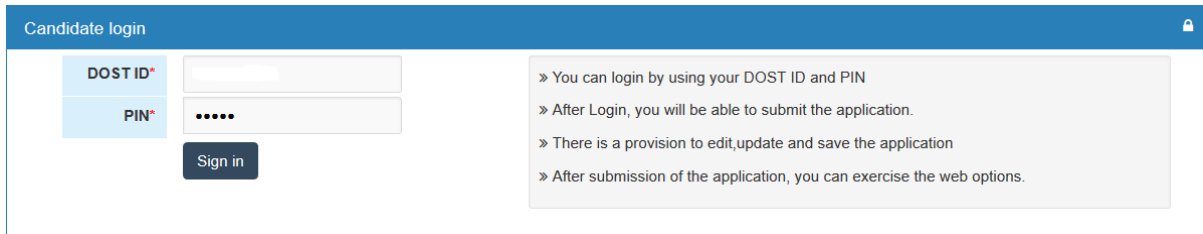
Please login to website with DOST Id and PIN sent to registered mobile number to submit application and web options

[Please click here to Login !](#)

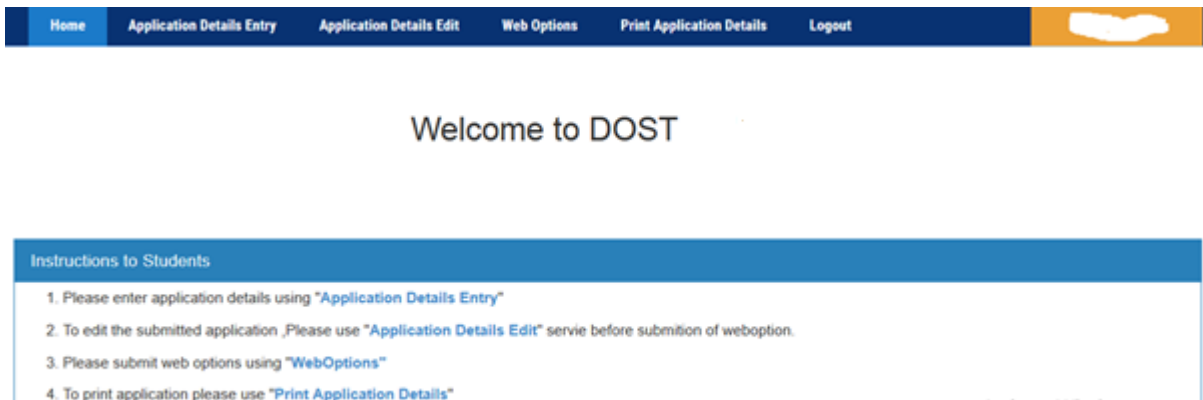
A 6 digit alphanumeric PIN will be sent to the registered mobile number. DOST ID along with PIN can be used to log in to DOST.

Candidate has two options either to proceed to fill in the application immediately or at a later date. Click on “[Please Click here to Login](#)” to login to DOST, fill the application immediately and you will be taken to the Candidate login screen or If you choose later time to log in and fill the application, simply close the window and in such case you need to start from DOST home page by clicking on “Candidate login” tab.

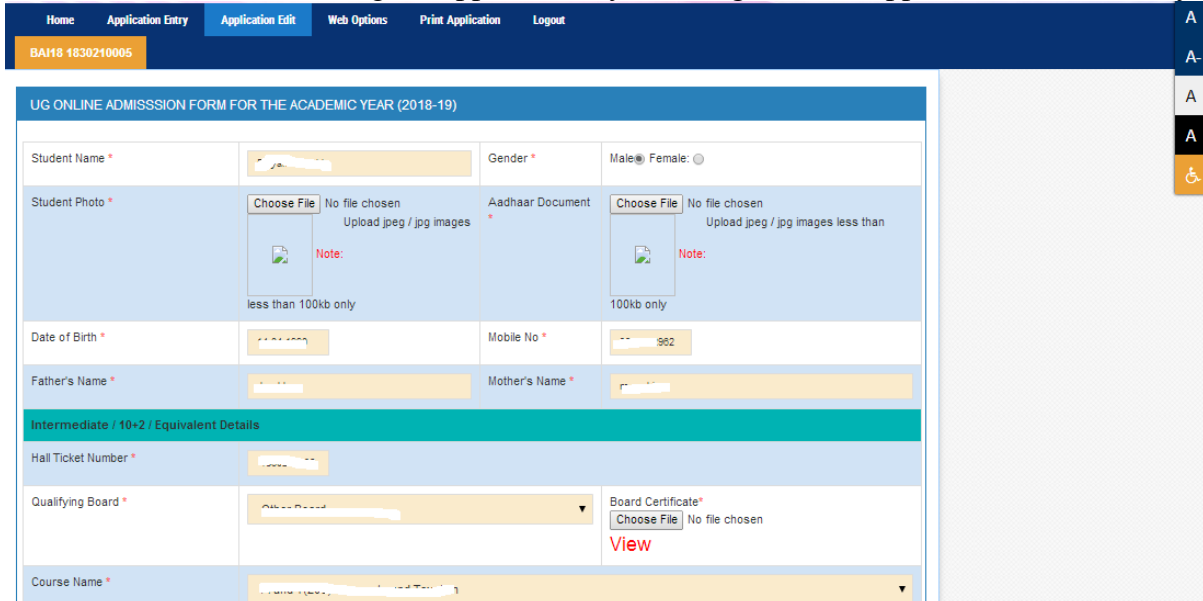
Candidate must enter DOST ID , PIN & click on “Sign In”.



DOST landing page will be displayed.



The candidate can start filling the application by selecting the tab “Application Details Entry”



The application contains all the fields pertaining to the candidate. Certain fields will be auto populated with relevant data into them, such as Student Name, Gender, Date of Birth, Mobile No, Fathers Name and Mothers name. The candidate must also upload the photo and relevant supporting documents (if required) .

At Intermediate/ 10+2/Equivalent Details section Hall Ticket Number, Qualifying Board, Course name, Marks secured ,Maximum Marks, Percentage, Languages Percentage, Group percentage ,Studied at are auto populated.

The candidate can select the Bridge course, Medium of instruction, Second language, SSC Hall Ticket Number & entry of e-pass id is optional.

At Present Address section the candidate must enter House no, District, Street, Mandal Pi code and village. If the permanent address is same as present address the mark the check box. Otherwise permanent address section must also be filled by the appropriate retails. As shown

A and T (206)-Accounts and Taxation			
Marks Secured *	99	Maximum Marks *	100
Percentage *	99		
Languages Percentage *	88	Group Percentage *	38
Studied at *	college	Bridge Course (if any)	--Select--
Medium of Instruction *	Telugu	Second Language *	Telugu
SSC Hall Ticket Number *	1234567	ePASS ID (If Any)	123456711112
Present Address			
House Number *		District *	NIRMAL
Street *	abids lane	Mandal *	TANOOR
Pin Code *	500032	Village *	KHARBALA-19
<input type="checkbox"/> Whether the present address is same as permanent address			
Permanent Address			
House Number *	102	District *	NIRMAL
Street *	abids lane	Mandal *	TANOOR
Pin Code *	500032	Village *	KHARBALA-19

The candidate needs to select the religion and caste category.

The candidate if eligible can apply under various categories of reservation such as Children of Railway employee, NCC, Sports and Games, Extra curricular activities, Children of Ex-service men/ Armed Personnel. Where ever applicable the candidate needs to mark the check

box and select the relevant options and upload images of supporting documents in jpeg / jpg.

Father / Mother Contact No	9988531270	Guardian Contact No	9912345688
Religion *	Jain	Caste Category *	OC / General
Identification Marks 1	1	Identification Marks 2	2
Blood Group	A-		
Do you wish to apply for Reservation under the following categories			
<input checked="" type="checkbox"/> Children of Railway Employee			
Employee Name *		Designation *	
Presently working in *			
<input type="checkbox"/> NCC			
<input type="checkbox"/> Sports and Games			
<input type="checkbox"/> Extra curricular Activity			
<input type="checkbox"/> Children of Ex-Servicemen / Armed Personnel (CAP)			
<input checked="" type="checkbox"/> Are you having any participating / Achievement Certificate in NCC			
Certificate Upload *	Choose File	No file chosen	Note: Upload jpeg / jpg images less than 100kb only

<input checked="" type="checkbox"/> NCC			
Certification Level * --Select--	Certificate Upload * Choose File	No file chosen	View Uploaded Doc Note: Upload jpeg / jpg images less than 100kb only
<input checked="" type="checkbox"/> Sports and Games			
Participation Level * --Select--	Game / Sport * Basket Ball	Certificate Upload * Choose File	No file chosen
		View uploaded Doc	Note: Upload jpeg / jpg images less than 100kb only
<input checked="" type="checkbox"/> Extra curricular Activity			
Activity Level * --Select--	Activity Type * --Select--	Certificate Upload * Choose File	No file chosen
		View uploaded Doc	Note: Upload jpeg / jpg images less than 100kb only
<input type="checkbox"/> Children of Ex-Servicemen / Armed Personnel (CAP)			

Note: Physically challenged candidates can select the option Yes and the relevant section will be highlighted.

Income and caste certificate numbers must given in the input box for claiming the reservation under various categories.

Note: If the candidate fails to upload caste and income certificate issued on or before 01.02.2019, such candidate seat allotment will be made in general quota only.

The candidate must also enter previous 7 year study details.

Physically Challenged *		Yes <input type="radio"/> No <input checked="" type="radio"/>
Certificate Upload *	<input type="button" value="Choose File"/> No file chosen	SADAREM Number *
Classification *	--Select--	% of Disability *
Income Certificate Details		
Mee Seva No. of Income Certificate (Mandatory for schlorships)	<input type="text"/>	<input type="button" value="Get Income Details"/>
Previous 7 Years Study Details		
Class	Place of Study	
12th Class *	TELANGANA	
11th Class *	TELANGANA	

The candidate must mark the disclaimer. By clicking on preview the entered details are displayed. The application can be edited to make any changes. The application can be submitted by clicking on “Submit”.

Candidate can view pop up alert as “Your application is submitted successfully. Please note your Application Number for further reference”. Candidate can take print of the application by clicking on Print button which is useful for further correspondence.

Application can be edited and saved by clicking on Application Edit tab on the menu bar.

Home	Application Entry	Application Edit	Web Options	Print Application	Logout
T11860221908					

On clicking Go to Web Options, the page is redirected to web options page. Web options can be exercised course wise / college wise.

Dy. Chief Minister, Education					
Home	Application Entry	Application Edit	Web Options	Print Application	Logout
T11860221908					
Applications Web options					
Web Options:* <input checked="" type="radio"/> By Course <input type="radio"/> By College					
University:*	--Select--	Course *	--Select--	Medium:	--Select--
<input type="button" value="Show Colleges"/>					

When By course is selected , select the University, Course and Medium .The list of courses will be displayed with various details. The candidate can input their choice under My Priority column. The option for joining Government Degree College in selected district provided by choosing the course in which the student is interested based on eligibility.

The candidate can “SAVE OPTIONS” and “CLEAR ALL OPTIONS”.

Applications Web options

Web Options:* By Course By College

University:* KAKATIYA UN **Course**: Bachelor of Business Management(BBM) **Medium**: English

[Show Colleges](#)

Search:

Sno	Univ. Name	Management Type	College Name	Course Name	Medium	Address	Restructured/Regular/Self Finance	Intake Seats	My Priority (numbers)
1	KU	Private Unaided (Autonomous)	Chaitanya Degree College, Kishanpura, Hanamakonda, Warangal--Co-Ed	Bachelor of Business Management(BBM)	English	Dist. Warangal	Self-Financed	60	<input type="text"/>
2	KU	Private Unaided	Kavitha Memorial Degree College, Nehru Nagar, Khammam--Co-Ed	Bachelor of Business Management(BBM)	English	Dist. Khammam	Self-Financed	80	<input type="text"/>
3	KU	Private Unaided	Sri Arunodaya Degree & PG College, Bheemaram, Hanamkonda--Co-Ed	Bachelor of Business Management(BBM)	English	Dist. Warangal	Self-Financed	60	<input type="text"/>
4	KU	Private Unaided	Vaagdevi Degree & PG College, Hanamkonda, Warangal--Co-Ed	Bachelor of Business Management(BBM)	English	Dist. Warangal	Self-Financed	80	<input type="text"/>
5	KU	Private Unaided	Masterji Degree & PG College, Hunter Road, Hanamkonda--Co-Ed	Bachelor of Business Management(BBM)	English	Dist. Warangal	Self-Financed	60	<input type="text"/>
6	KU	Private Unaided	New Science Degree & PG College, Hunter Road, Warangal--Co-Ed	Bachelor of Business Management(BBM)	English	Dist. Warangal	Self-Financed	60	<input type="text"/>
7	KU	Private Unaided	Sri Gaayathri Degree & PG College, Hanamkonda--Co-Ed	Bachelor of Business Management(BBM)	English	Dist. Warangal	Self-Financed	60	<input type="text"/>

4	KU	Private Unaided	Vaagdevi Degree & PG College, Hanamkonda, Warangal--Co-Ed	Bachelor of Business Management(BBM)	English	Dist. Warangal	Self-Financed	80	<input type="text"/>
5	KU	Private Unaided	Masterji Degree & PG College, Hunter Road, Hanamkonda--Co-Ed	Bachelor of Business Management(BBM)	English	Dist. Warangal	Self-Financed	60	<input type="text"/>
6	KU	Private Unaided	New Science Degree & PG College, Hunter Road, Warangal--Co-Ed	Bachelor of Business Management(BBM)	English	Dist. Warangal	Self-Financed	60	<input type="text"/>
7	KU	Private Unaided	Sri Gaayathri Degree & PG College, Hanamkonda--Co-Ed	Bachelor of Business Management(BBM)	English	Dist. Warangal	Self-Financed	60	<input type="text"/>
8	KU	Private Unaided	Bharathi Degree College, Warangal--Co-Ed	Bachelor of Business Management(BBM)	English	Dist. Warangal	Self-Financed	70	<input type="text"/>
9	KU	Private Unaided	Bhadrika Degree College for Commerce & Business Management, HNK--Co-Ed	Bachelor of Business Management(BBM)	English	Dist. Warangal	Self-Financed	60	<input type="text"/>
10	KU	Private Unaided	Sangamitra Degree & PG College, Bhupalpalli, Warangal--Co-Ed	Bachelor of Business Management(BBM)	English	Dist. Warangal	Self-Financed	60	<input type="text"/>

Are You interested in joining any Government Degree College in selected Course and District, if not allotted from the above preferences : * Yes No

[Save Options](#) [Clear All Options](#)

Web options By college. The candidate must select University Name, College Type, list of colleges are displayed. Select the college and click “show courses” button. Then the list of courses offered by the college are displayed. . The candidate can input their choice under My Priority column. The option for joining Government Degree College in selected district provided by choosing the course in which the student is interested based on eligibility.

The candidate has the option to “Save Options” and “clear all options”.
At Web options tab on the menu bar Payment status ,Web options and option to print the saved options is provided by clicking “Print saved options”.

Dy. Chief Minister, Education

Home Application Entry Application Edit **Web Options** Print Application Logout

TH1860221908

TS UG Online Admission Registration Payments Status, Web Options and Allotments

SI NO	PAYMENT STATUS	WEB OPTIONS	PRINT SAVED OPTIONS
1	Paid & Payment Ref No: TX201800910546	CLICK FOR WEB OPTIONS	PRINT SAVED OPTIONS

On clicking the logout button on menu bar, you can log out of DOST portal.